

# ECOFRIO v2

## Air cooled chiller / heat pump

YLCA / YLHA 40 to 150

A complete range from 39.6 kW up to 151 kW



### Features

#### YLCA/YLHA 40 to 80

- 2 capacity steps (1 for size 40)
- LWT & RWT Control
- Hydro Pack standard
- Buffer tank integrated
- Plate heat exchanger
- Condenser fins (blue fin)
- Pressostatic LAK (-18°C)

#### YLCA/YLHA 100 to 150

- Same features as YLCA/YLHA 40 to 80
- 4 capacity steps
- High efficiency at full and partial load
- Reduced noise levels
- 1/4 turn lock for easy access

### Options / Accessories

- Unit without pack
- BMS Communication
- Remote control
- Remote terminal
- Water filter (unit without Hydro Pack)
- Flow switch (unit without Hydro Pack)
- Low noise version
- Dual pump version
- Antivibration mountings
- Condenser protection grille

# ECOFRIO v2

## YLCA / YLHA 40 to 150



### Technical features

T Three phases supply P Hydro Pack H Heat pump

Model			YLCA / YLHA									
			40 T-TP	50 T-TP	60 T-TP	80 T-TP	100 T-TP	120 T-TP	150 T-TP			
Performance	Cooling capacity c/o units (1)	kW	39.6	52.1	60.5	77.6	98	119	151			
	Total Input Power (1) (3)	kW	13.26	17.96	19.6	26.6	33.8	40	53.6			
	EER (1)		2.99	2.9	3.09	2.92	2.9	2.98	2.82			
	ESEER (1)		3.31	3.24	3.44	3.26	3.56	3.80	3.60			
	Cooling capacity h/p units (1)	kW	37.8	52	60.5	72.2	96	114	145			
	Heating capacity h/p units (1)	kW	38.6	52.5	59.6	74.7	104	119.6	150			
	Total Input Power cool/heat mode (1) kW		13.3 / 12.6	17.3 / 17.9	19.6 / 19.8	26 / 26.4	35.5 / 37.1	43.2 / 39.6	50.6 / 53.5			
	EER / COP (1)		2.84/3.14	3/2.93	3.09/3.01	2.78/2.83	2.7 / 2.8	2.64/3.02	2.87/2.8			
	ESEER (1)		3.30	3.24	3.44	3.26	3.65	3.71	3.7			
	Capacity steps	%	0 / 100		0-50-100		0-25-50-75-100					
Compressor	Sound power level STD / LN	dB(A)	81 / 76	83 / 78	85 / 80	86 / 82	86 / 82	86 / 82	87 / 83			
	Sound press. level 10 m STD / LN	dB(A)	54 / 48	56 / 50	57 / 51	60 / 54	57 / 54	58 / 54	59 / 55			
	Type		Scroll									
Air side heat exchanger	Quantity		1	2			4					
	Fans quantity		2			3	4					
Water side heat exchanger	Working ambient temp. cool. / heat. mode (4)		-18°C ~ 46°C / ~10°C ~ 20°C									
	Type		Single Plate Heat Exchanger				Dual Plate Heat Exchanger					
	Unit water volume (2)	Litres	131	188	194	285	193	195	214			
	Pump Type		Multistage horizontal pumps									
	Nominal water flow	l/h	6 820	8 960	10 400	13 350	17 600	20 470	25 970			
	Available pressure (1) (2)	kPa	105	108	158	123	187	202	186			
	Pressure drop (1) (3)	kPa	75	40	51	61	54	32	27.5			
	Working range water leaving temperature cooling / heating (5)		-5°C ~ 15°C / 30°C ~ 50°C									
	Water connections (2)	inch	1 1/4"	2"			2 1/2"					
	Dimensions & Weight	Height / Width / Depth	mm	1573/1500/822		1600 / 1011 / 2104		1600/1118/2944		2190 / 1101 / 3416	2263/1101/3770	
Weight without pack / pack c/o		kg	340 / 380		524 / 580		555 / 611		715 / 785	1 124 / 1 220	1 190 / 1 286	1 415 / 1 503
Weight without pack / pack h/p		kg	337 / 397		537 / 593		568 / 624		735 / 805	1 154 / 1 250	1 220 / 1 316	1 445 / 1 703
Electrical features	Voltage / Phases / Frequency	V/ph/hz	400 / 3 / 50+N+E									
	Maximum Unit current	A	33	46.2	49.2	70.5	80	108	120			

YLCA: Cooling only units models. YLHA: Air to water heat pump models.

(1) net values at Eurovent nominal conditions (2) version P with hydro kit with filter (3) version without hydro kit (4) -18°C with LAK option (5) below 6°C with glycol

Nominal conditions: Cooling capacities in kW given for 7°C water leaving temperature  $\Delta t$  5°C and 35°C ambient temperature

Heating capacities in kW given for 45°C water leaving temperature and 7°C ambient temperature

### Compatibility table / Codes

Model	40 TP	50 TP	60 TP	80 TP	100 TP	120 TP	150 TP
YLCA Cooling only unit (Pack included)	S668554084	S668525182	S668526182	S668528182	S668521182	S668551156	S668551507
YLHA Heat pump unit (Pack included)	S668654084	S668625182	S668626182	S668628182	S668621182	S668651156	S668651506

Model	40 T	50 T	60 T	80 T	100 T	120 T	150 T
YLCA Cooling only unit (without Pack)	S668554080	S668525180	S668526180	S668528180	S668521180	S668551154	S668551503
YLHA Heat pump unit (without Pack)	S668654080	S668625180	S668626180	S668628180	S668621180	S668651154	S668651504

Use this unit code when a factory fitted option is NOT required

#### Accessories (Supplied loose)

AVM mounting	S613029002	S613026080	S613028180	S613021580
Mechanical flow switch			S611992021	
Water Filter *	S611300150	S611300170		S611300190
Remote control			S613802011	
Remote terminal		S613802231		-
Cable for remote connection of the terminal		-		S613802241
B.M.S. Communication		S613802041		S613802051

Model	40 TP	50 TP	60 TP	80 TP	100 TP	120 TP	150 TP
YLCA Cooling only unit (Pack included)	S668000226	S668000247	S668000251	S668000255	S668000259	S668000107	S668000111
YLHA Heat pump unit (Pack included)	S668000228	S668000248	S668000252	S668000256	S668000260	S668000131	S668000135

Model	40 T	50 T	60 T	80 T	100 T	120 T	150 T
YLCA Cooling only unit (without Pack)	S668000038	S668000245	S668000249	S668000253	S668000257	S668000105	S668000109
YLHA Heat pump unit (without Pack)	S668000039	S668000246	S668000250	S668000254	S668000258	S668000129	S668000133

Use this unit code when a factory fitted option is required

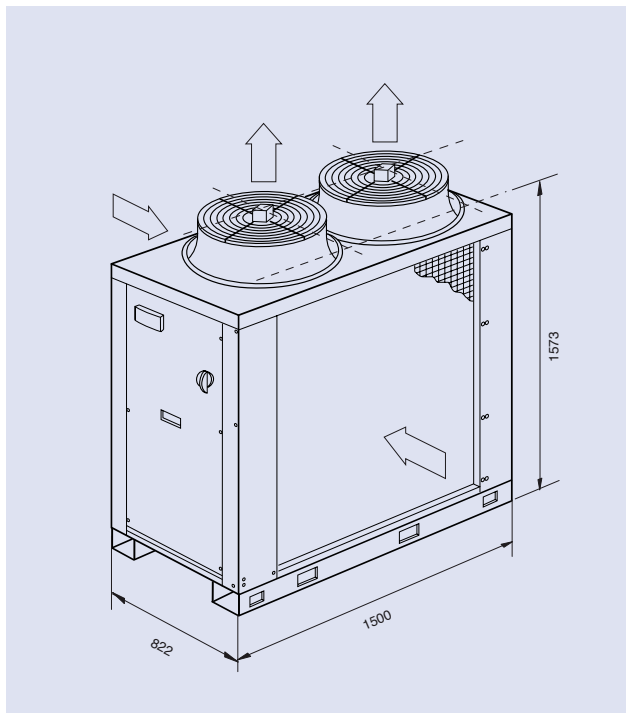
#### Options (Factory fitted)

Low Noise version	S603990550	S613990650	S613990850	S613991050	S613991285	S613991584
Softstart	S606744692	S606744693			S606744694	
Dual pumps	-	S613990540	S613990640	S613990840	S613991040	S613991286
Condenser protection grille	S613995090	S613995091	S613995092	S613995093		S613995094

\* included with unit version "P" only for unit without pack. Filter size: 2" for YLCA 40-50-60-80 and 2 1/2" for YLHA 100-120-150.

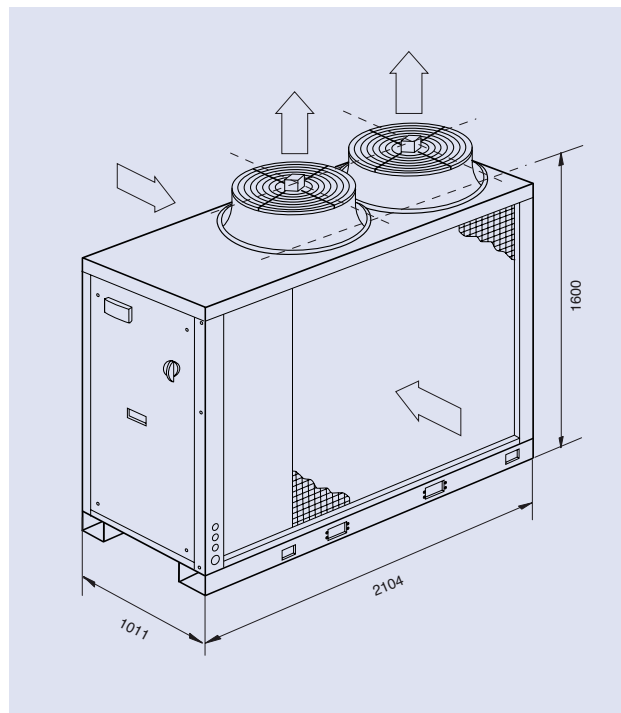
# Dimensions, hydraulic connections and space requirements

YLCA-YLHA 40 T-TP



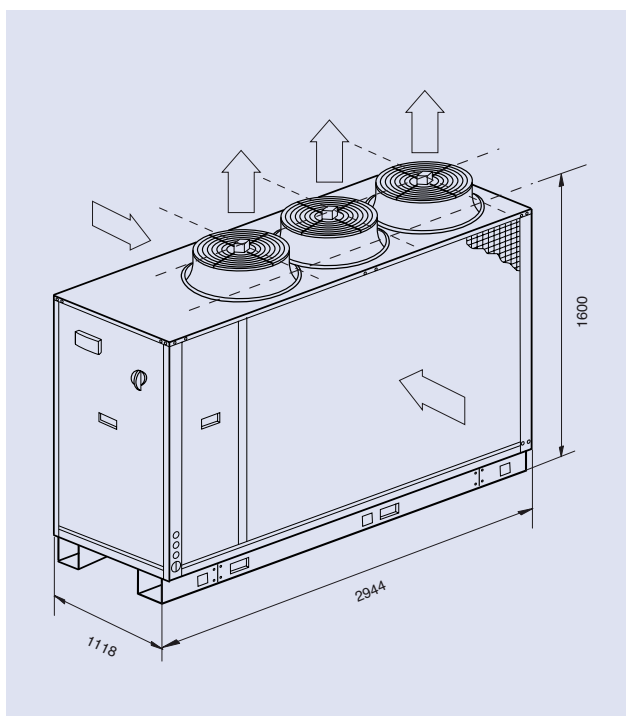
All dimensions in mm. Drawings not a scale.

YLCA-YLHA 50 and 60 T-TP



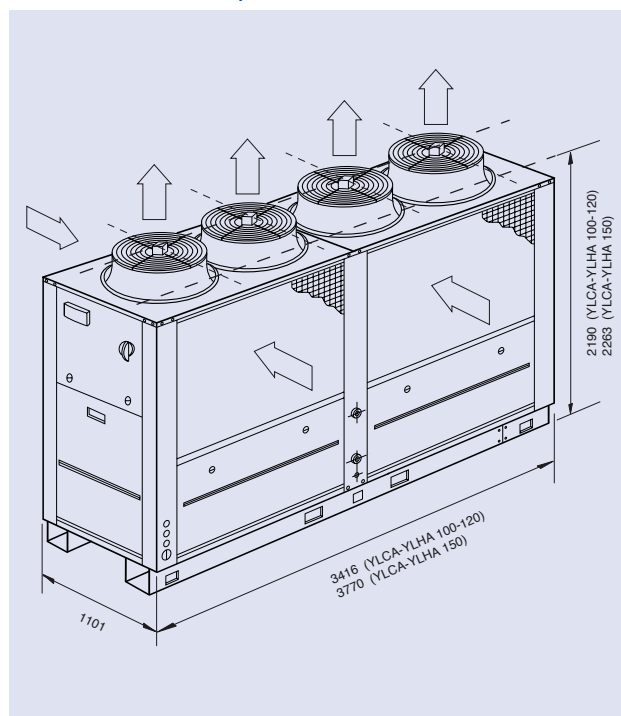
All dimensions in mm. Drawings not a scale.

YLCA-YLHA 80 T-TP



All dimensions in mm. Drawings not a scale.

YLCA-YLHA 100, 120 and 150 T-TP

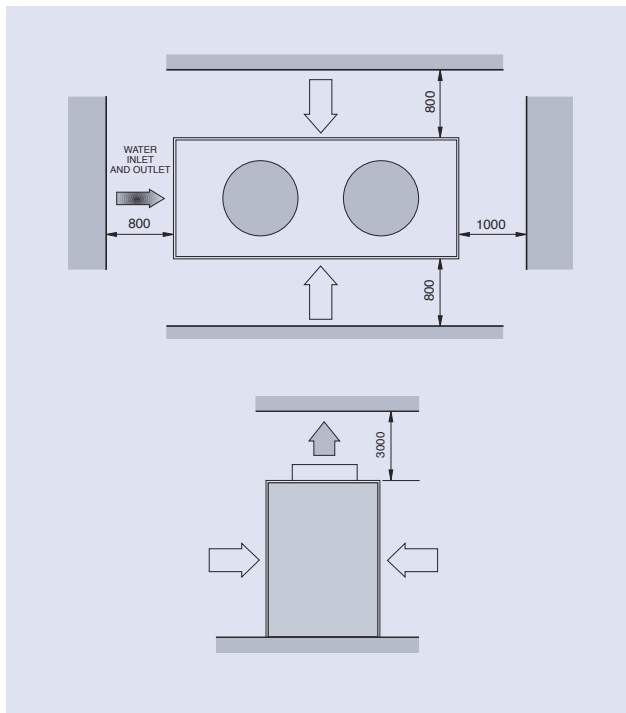


All dimensions in mm. Drawings not a scale.

# YLCA / YLHA 40 to 150

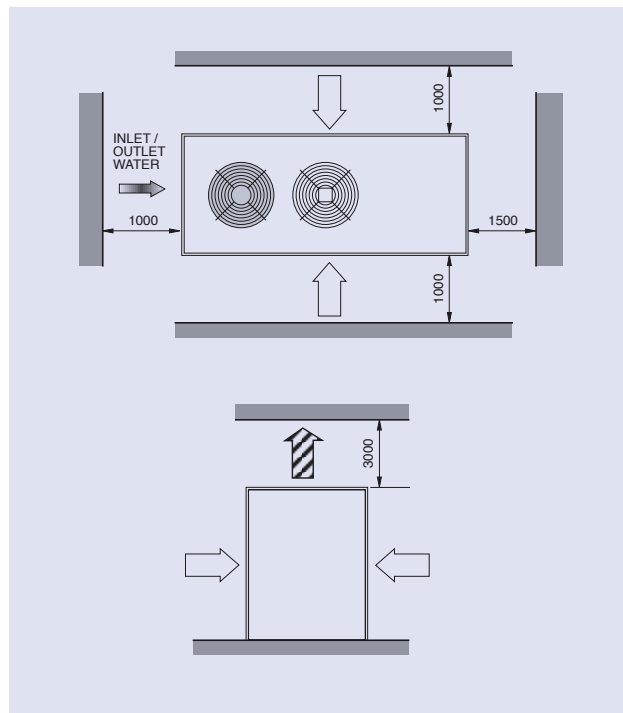


## YLCA-YLHA 40 T-TP



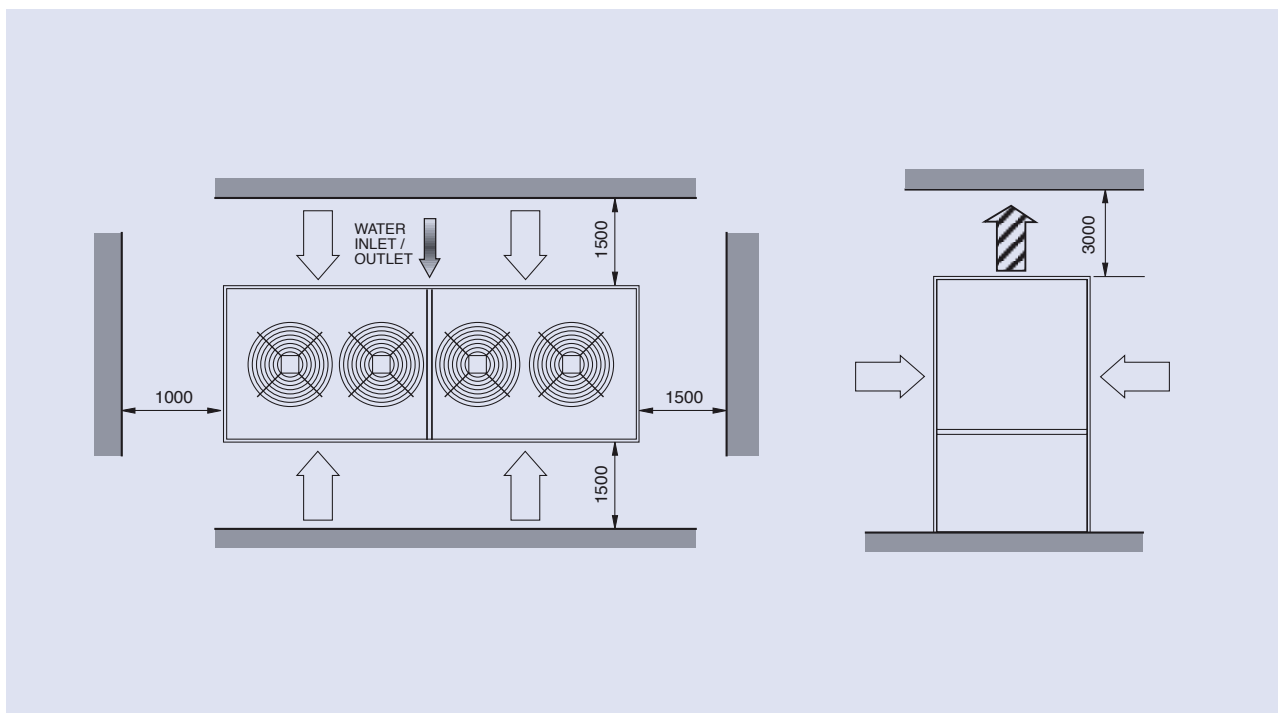
All dimensions in mm. Drawings not a scale.

## YLCA-YLHA 50, 60 and 80 T-TP



All dimensions in mm. Drawings not a scale.

## YLCA-YLHA 100, 120 and 150 T-TP



All dimensions in mm. Drawings not a scale.